



A SUPERIOR ANIMAL ALTOGETHER.

Kawneer Aluminium Sliding Patio Doors

**BY EXPANDING THE RANGE WITH OUR NEW
KAWNEER ALUMINIUM PATIO DOORS,
KAT MAKES IT HOME**



Kawneer Aluminium– Inline Sliding Patio Doors

Features



- Choose from 7 colours, including dual colours
- Black Anodised finish available
- 400mm cranked bar handle in brushed steel
- Pentlock 5 point enhanced security lock
- Twin track - 2, 3 or 4 pane options
- Triple track - 3 or 6 pane options
- Adjustable tandem rollers to ensure sashes run smoothly
- Stainless steel wheels and tracks
- 87mm or 107mm meeting style
- 28mm, 32mm or 36mm glazing
- 10 year guarantee

Kawneer Aluminium– Inline Sliding Patio Doors

Options



- PAS24:2016 enhanced security
- 1,000mm cranked bar handle in brushed steel to inside
- 400mm or 1,000mm cranked bar handle in brushed steel to outside to match internal side
- Pentlock lever and cylinder to outside
- Midrail
- Option for 141mm, 196mm or 220mm cill
 - triple track 194mm, 249mm, 273mm
- 10 year guarantee



Kawneer Aluminium— Inline Sliding Patio Doors

Colour options


7 colours from stock with a 2 week lead time:

Single colours

- Black, White, Anthracite Grey, Textured Slate Grey or Light Grey

Dual colours

- Black out/White in and Anthracite Grey out/White in



- Marine Grade Black Anodised finish available



Kawneer Aluminium- Inline Sliding Patio Doors

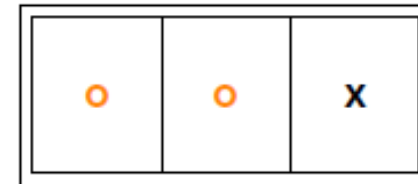
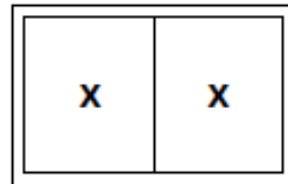
Door configurations



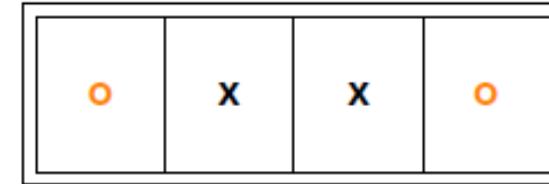
Duo Rail 2 Pane



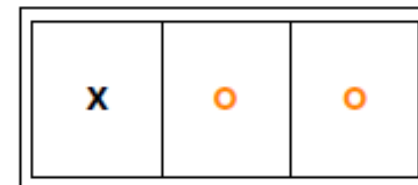
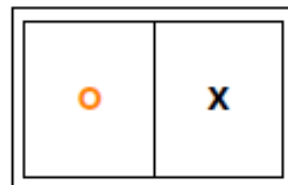
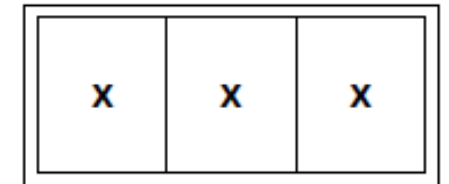
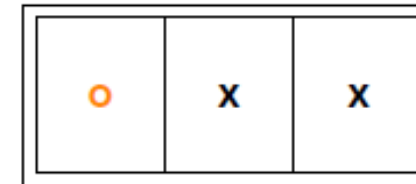
Duo Rail 3 Pane



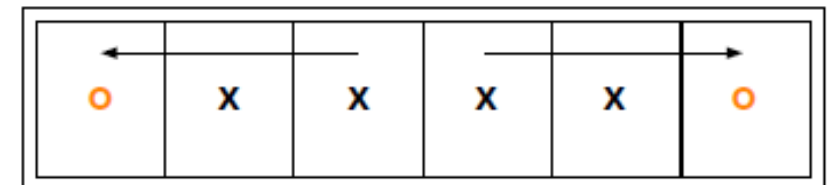
Duo Rail 4 Pane



Triple Track 3 Pane



Triple Track 6 Pane



Kawneer Aluminium– Inline Sliding Patio Doors

Outer Frame - Mechanical Jointed



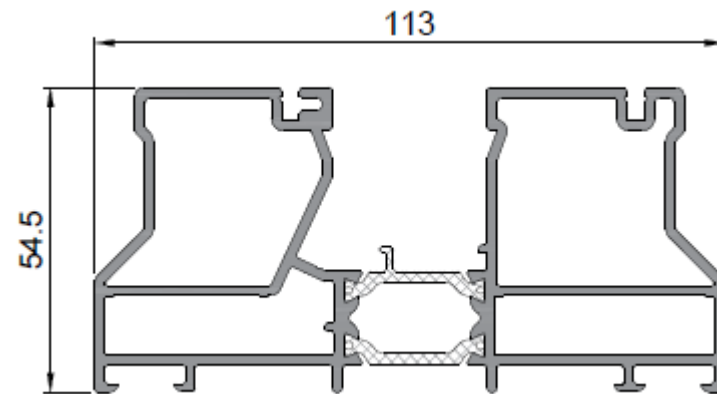
- Mitre cut outer frame – mechanically joint on-site
- Allows transportation of large frames
- Aids manoeuvrability on-site
- Joints must be adequately sealed on site
- Sashes are crimped in the factory



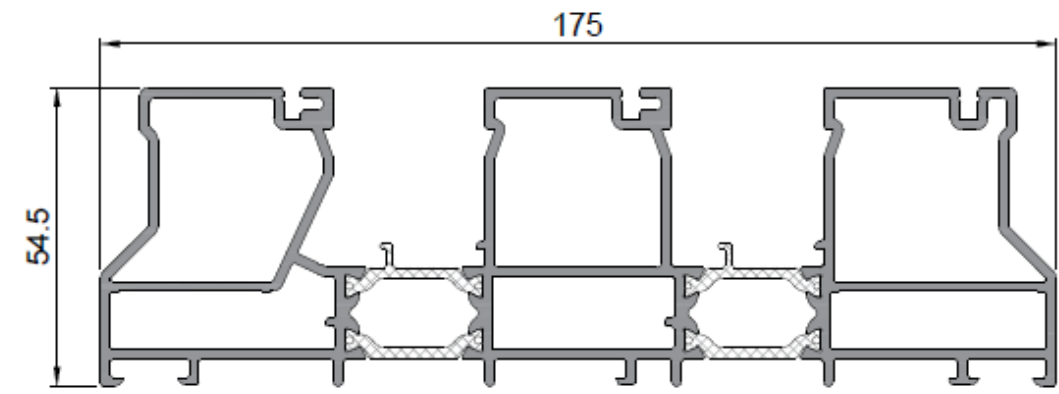
Kawneer Aluminium– Inline Sliding Patio Doors

Patio detail

- Sliding leaf on the inside as standard
- Can be mounted on the outside as option



113mm frame depth for duo rail

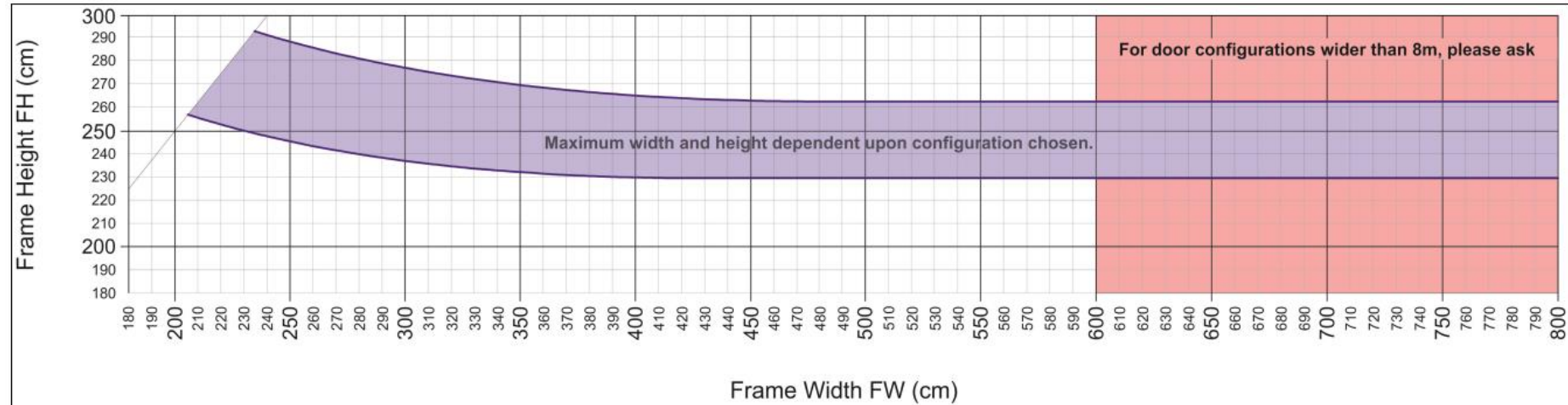


175mm frame depth for triple track



Kawneer Aluminium- Inline Sliding Patio Doors

Patio dimensions



Notes:

Deflection = $1/200 L$ (Max 1.5cm)

Max sash weight 200kg

Chart based on 1.0KN/m^2

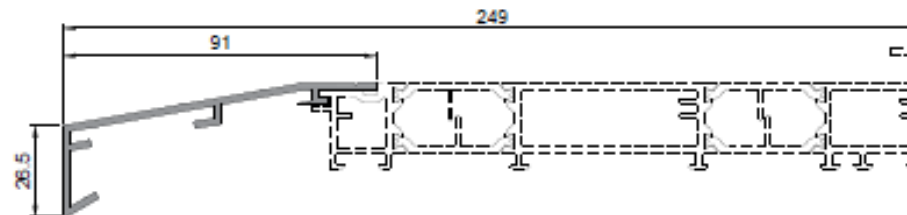
Kawneer Aluminium- Inline Sliding Patio Doors

Frame edge detail

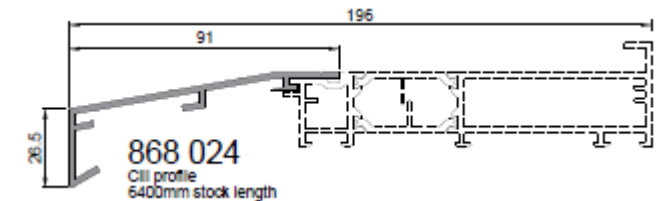


- Small sash – 87mm meeting style
- Large sash – 107mm meeting style

- 22mm add on profile or
- 34mm add on profile available specifically required for night vents



Cill detail – triple track



Cill detail – twin track

Kawneer Aluminium– Inline Sliding Patio Doors

Hardware

- 400mm Brushed Stainless cranked pull handle internally
- Pentalock 5 point locking
- Escutcheon and Pentalock lever
- Stainless steel track
- Adjustable tandem rollers capable of taking – Small sash 160 Kgs per sash (200kgs large sash)



Optional

- 400mm Pull handle or finger pull externally
- Pentalock lever and escutcheon to outside
- 1,000mm cranked pull handle internally or externally



Kawneer Aluminium– Inline Sliding Patio Doors

Hardware



- 400mm Brushed Stainless cranked pull handle internally
- Pentalock 5 point locking
- Escutcheon and Pentalock lever
- Stainless steel track
- Adjustable tandem rollers capable of taking – Small sash 160 Kgs per sash (200kgs large sash)



Optional

- 400mm Pull handle or finger pull externally
- Pentalock lever and escutcheon to outside
- 1,000mm cranked pull handle internally or externally



Kawneer Aluminium– Inline Patio Doors

Weather rating

- Intended for domestic use – not high rise
- Weather test results
 - Air 600 Pascals
 - Wind 2400 Pascals
 - Water 300 Pascals



Kawneer Aluminium– Inline Patio Doors

Weather rating

- Intended for domestic use – not high rise
- Weather test results
 - Air 600 Pascals
 - Wind 2400 Pascals
 - Water 300 Pascals



Kawneer Aluminium- Inline Sliding Patio Doors



U Values



Part L1B/L2B	28mm Double Glazed Unit			
Glass U Value (W/m ² K)	2 Panel 3200 x 2100	3 panel 4500x2100	4 panel 6000x2100	6 panel 6000x2100
1.2	1.9	1.96	1.87	1.93
1.1	1.83	1.88	1.8	1.86
1.0	1.75	1.81	1.72	1.8
	36mm Triple Glazed Unit			
0.7	1.52	1.57	1.49	1.55

Kawneer Aluminium– Inline Sliding Patio Doors

Summary



- Duo track - 2, 3 or 4 pane options
- Triple track - 3 or 6 pane options
- 87mm or 107mm meeting style
- 90 degree corner post for patio to window
- 400mm cranked brushed stainless pull handle
- Pentalock 5 point locking enhanced security
- Euro cylinder Escutcheon and Pentalock lever
- 28mm, 32mm or 36mm glazing
- Outer frame supplied mechanically jointed
- Option for 141mm, 196mm or 220mm cill
 - triple track 194 249, 273mm
- 10 year guarantee